

SUPER **ENERGY EFFICIENT** **COMPACTOR**

USES UP TO
65%
LESS ENERGY



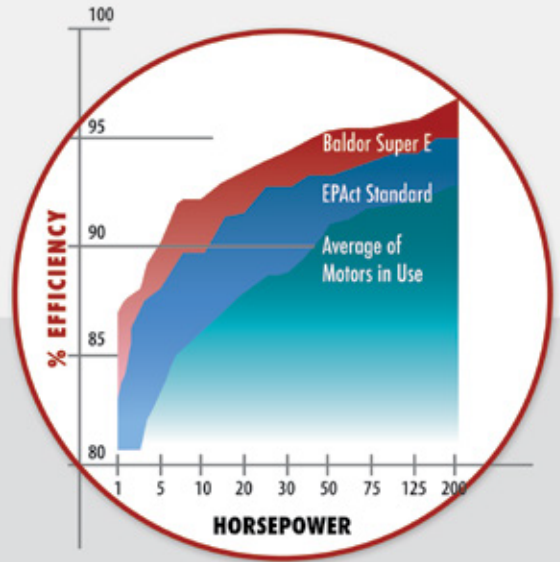
Charge box is twice the size of a traditional self-contained compactor using up to 65% less kilowatt hours*

- Super "E" Series 10 HP motor runs cooler and lasts longer
- 50% fewer cycles improve service life with fewer oil changes and less component maintenance
- Industry-leading 3 year warranty
- Customers save an additional 30% to 50% in routine maintenance costs with the Guardian® Automatic Maintenance Scheduler (AMS)



* A traditional 2 yard self-contained compactor used 2.4 kilowatt hours to fill a 30 yard container. The Super Energy Efficient self-contained compactor used 0.84 kilowatt hours to fill a 30 yard container.

 **WASTEQUIP®**



Super "E" Motor Comparison To Industry Standards

FEATURES

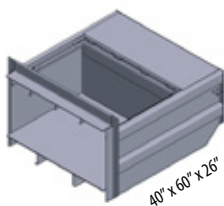
SUPER "E" SERIES 10 HP MOTOR

- Motor efficiency increased to 93% versus average of motors in use
- Premium windings allow Super "E" Series 10 hp motor to run cooler and last longer
- Industry leading 3 year structural and parts warranty

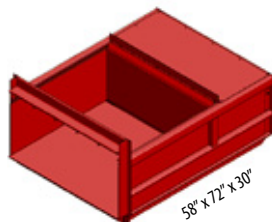


CHARGE BOX

- 58" x 72" x 30" charge box is twice the size of a traditional self-contained 2 yard compactor
- Fills a container with 50% fewer cycles allowing the compactor to use up to 65% less kilowatt hours



A charge box of a typical 2-yard self-contained compactor with hopper will hold 12 bags of trash



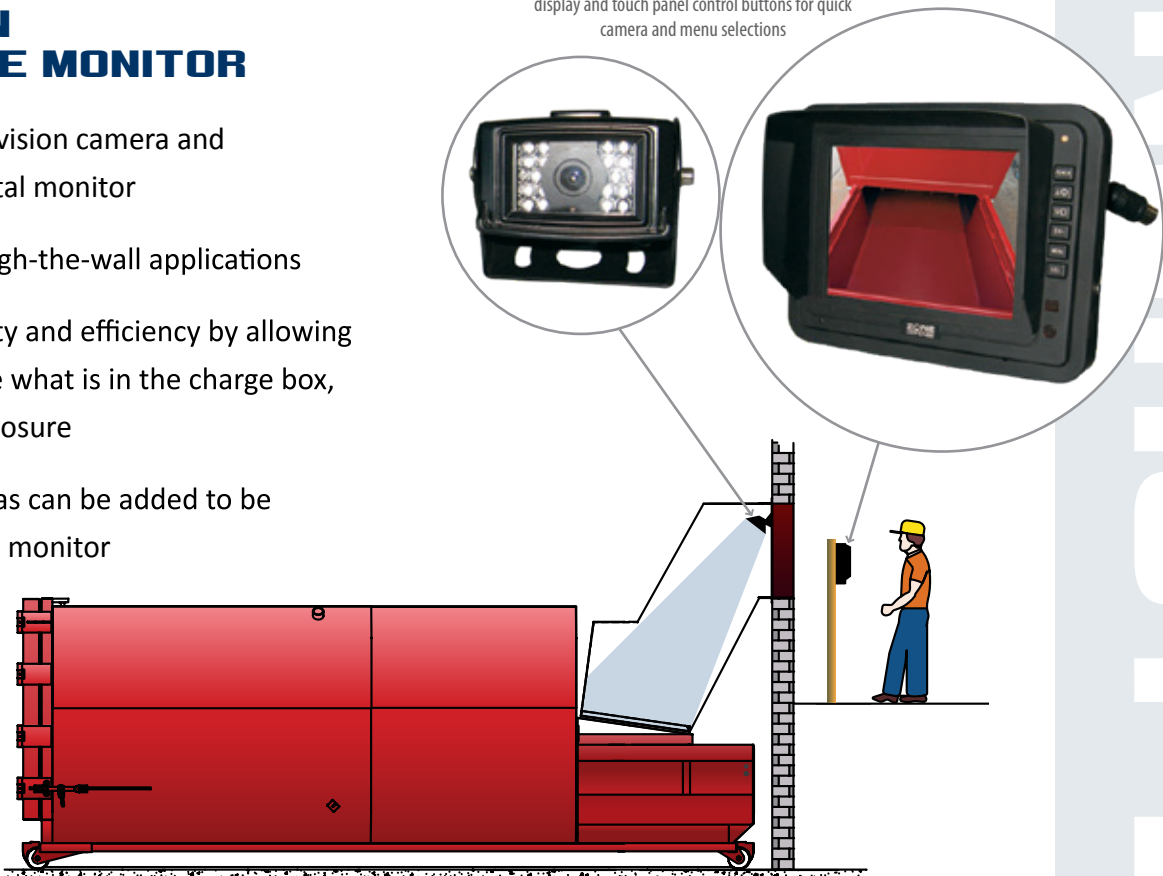
Our 4-yard Super Energy Efficient self-contained compactor with hopper will hold 24 bags of trash



GUARDIAN REAL TIME MONITOR

- Infrared night vision camera and 7" remote digital monitor
- Ideal for through-the-wall applications
- Enhances safety and efficiency by allowing the user to see what is in the charge box, chute and enclosure
- Up to 3 cameras can be added to be viewed on one monitor

Features include wide angle viewing, a high resolution display and touch panel control buttons for quick camera and menu selections



EFFICIENT HYDRAULIC PERFORMANCE

Motor and pump sized for highest efficiency and performance.

LARGER QUICK DISCONNECTS

½" and ¾" drip-less quick disconnects are 33% larger than standard disconnects for quicker flow.



GUARDIAN CONTROL SYSTEM

Protects the compactor with dual Watch Dog Timers that prevent unintended continuous cycling.

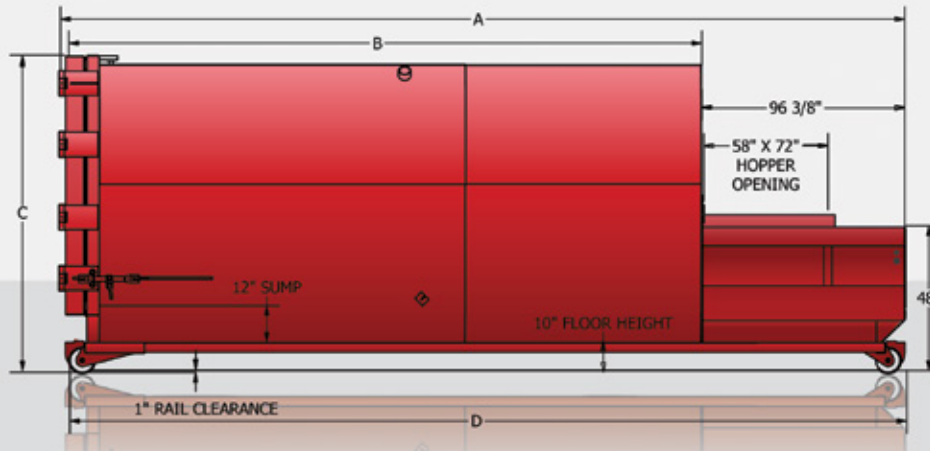
AUTOMATIC MAINTENANCE SCHEDULER (AMS)

Proactively alerts operators when routine maintenance is required without interrupting operation.

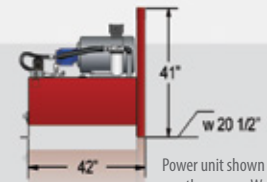


SUPER ENERGY EFFICIENT COMPACTOR

365X-WQSEE SELF-CONTAINED COMPACTOR



Power Unit



Power unit shown without weather cover. Weather cover is included with all self-contained models.

STANDARD

- 1/2" thick ram floor
- Drip-less quick disconnects
- Full container light
- Multi-cycle timer
- Operational and service manual
- Infrared camera and monitor
- Power unit weather cover

OPTIONS

- Advance warning light
- Pressure gauge - color coded
- Guide rails with stops
- Oil heater
- Odor control system
- Cart dumper
- Additional options available

365X model (cu. yds.)	Overall length (A) (in.)	Container length (B) (in.)	Overall height (C) (in.)	Floor length (D) (in.)*	Overall width (in.)	Weight (lbs.)	Compactor head width (in.)
25	248	148 1/2	100	245	102	9,550	80
30	278	178 1/2		275		10,200	
34	299	199 1/2		296		10,600	

* Bullnose to bullnose

SPECIFICATIONS

Charge Box

- Wastequip rating - 4.00 cubic yards
- Wastec rating - 2.68 cubic yards
- Clear top opening - 58" length x 72" width

Ram

- Face plate - 1/2" steel with 5/8" stiffener plates
- Base plate - 3/4" flat bar with 3" structural channel
- Top plate - 1/4" steel plate with 5" x 3-1/2" angle support
- Side plates - Framed with 3" structural channel - 1/4" plate
- Ram height - 30.00"

Compactor Head

- Floor - 1/2" with two 6" channel supports
- Sides - 1/4" side plates with 6" x 3" formed steel stiffener
- Top rail - 5" x 3" formed steel stiffener
- Breaker bar - 6" x 6" x 1" angle steel
- Sump - 12" height

Electrical

- Electric motor - 10 hp Super "E" Series motor (TEFC)
- Voltage - 208/230/460, 3 phase, 60 HZ (optional 575V)
- Power box - Guardian NEMA 4 rated, UL listed
- Operator control station - NEMA 4 rated 24 volt
- Automated cycle operation - turn key switch-ram extends, retracts and stops automatically

Hydraulic Specifications

- Pump - 11.4 gpm
- Ram penetration - 3"
- Cycle time - 36 seconds
- Hydraulic cylinder - (2), cylinder bore - 4"
- Cylinder rod - 2.5"
- Hydraulic oil tank - 20 gallon reservoir
- Power unit location - remote

Hydraulic Performance

- **Ram face pressure**
 - Normal - 39,400 lbs
 - Maximum - 48,900 lbs
- **Ram psi**
 - Normal - 25.00 psi
 - Maximum - 31.73 psi
- **Operating pressure**
 - Normal - 1,850 psi
 - Maximum - 2,300 psi

Container

- 7 gauge floor with 3" channel crossmember
- 6" x 2" x 1/4" tube rails, 3/16" I.D. between rails
- Solid steel bullnose and hook at both ends
- 4" diameter rollers, 4 1/2" long
- Length, width and height - see chart above

NOTE: XEE models include 1/2" ram and compactor head floor, 1/4" container floor, 3/8" push plate, stainless steel cylinder pins, hydraulic hose guards and fully welded (inside/outside) container sidewalls

Standard Color Choices*



Colors shown are as accurate as printing allows. The actual color is subject to variation from the printed color sample. Color choices vary by plant location. Please contact your local sales representative for available colors. Custom colors are available upon request and are subject to an additional charge.



Replacement parts available online through www.wastebuilt.com



Tel: 877.468.9278 | sales@wastequip.com | www.wastequip.com

Wastequip is the leading North American manufacturer of waste and recycling equipment for collecting, processing and transporting recyclables and solid or liquid waste. 2017 © Wastequip, all rights reserved. Specifications subject to improvement without notice. Equipment displayed should be operated by properly trained personnel. Operators should become familiar with OSHA, ANSI and any other applicable standards or laws for using this equipment. Improper use, misuse, or lack of maintenance could cause injury to people and/or property. Photos used in the literature are illustrative only. We assume no liability or responsibility for proper training/operation of equipment not manufactured by Wastequip. We reserve the right to make changes at any time without notice. Information contained within this literature is intended to be the most accurate available at time of printing.

WQP041-062018